

# Splitsen en aanvullen t/m 10.000

## 1. Maak samen 10.000.

Kies uit.

<b>10.000</b>	
5.000	
3.000	
1.000	
7.000	
9.000	

- |                                |                                |                                |
|--------------------------------|--------------------------------|--------------------------------|
| <input type="checkbox"/> 5.000 | <input type="checkbox"/> 2.000 | <input type="checkbox"/> 4.000 |
| <input type="checkbox"/> 8.000 | <input type="checkbox"/> 9.000 | <input type="checkbox"/> 7.000 |
| <input type="checkbox"/> 9.000 | <input type="checkbox"/> 7.000 | <input type="checkbox"/> 8.000 |
| <input type="checkbox"/> 1.000 | <input type="checkbox"/> 3.000 | <input type="checkbox"/> 2.000 |
| <input type="checkbox"/> 3.000 | <input type="checkbox"/> 2.000 | <input type="checkbox"/> 1.000 |

## 2. Maak samen 10.000.

Maak vast.

<b>10.000</b>	
3.400	•
4.500	•
2.800	•
6.700	•
9.500	•

- |         |         |
|---------|---------|
| • 5.500 | 6.100 • |
| • 7.200 | 600 •   |
| • 6.600 | 1.400 • |
| • 3.300 | 8.800 • |
| • 500   | 3.500 • |

<b>10.000</b>	
•	6.500
•	1.200
•	3.900
•	8.600
•	9.400

## 3. Maak samen 10.000.

Vul in.

<b>10.000</b>	
5.679	
2.365	
6.738	
4.327	
3.546	



<b>10.000</b>	
3.792	
9.583	
8.751	
6.485	
5.647	

<b>10.000</b>	
9.340	
1.279	
4.187	
8.463	
5.451	

# Bewerken van geometrische platte vormen


## 4. Welke zijn symmetrisch?

Kies uit.




## 5. Is het symmetrisch?

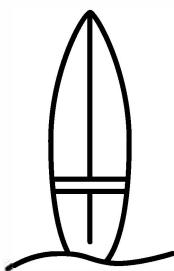
Kies uit.




ja  nee



ja  nee



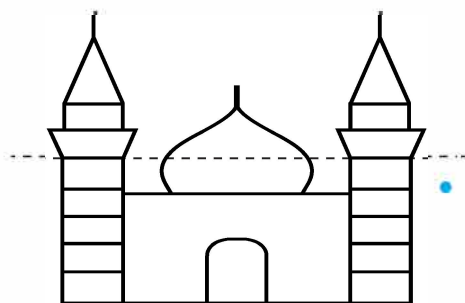
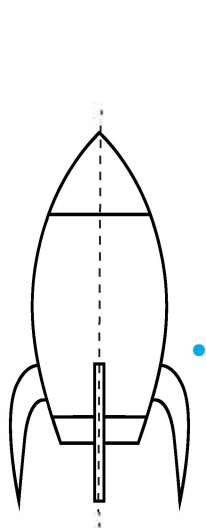
ja  nee



ja  nee



## 6. Waar is de symmetrieas juist getekend?

Maak vast.



• juist

• onjuist



## 7. Kun je het figuur symmetrisch afmaken?

Teken.

